

STUDENT WIFI access: Android devices instructions.

In order to access the STUDENT WIFI system you will need to carry out the following two steps.

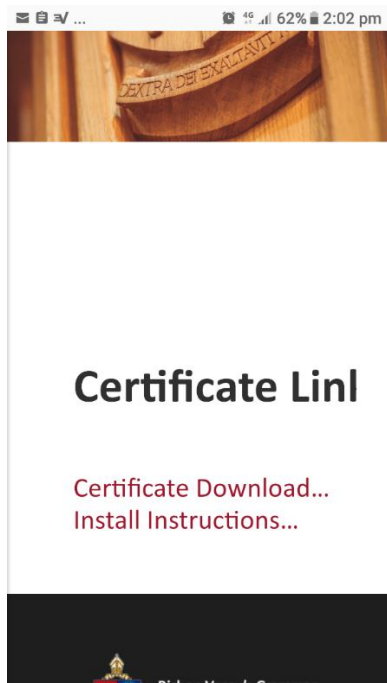
- 1 install the BGFL certificate.
- 2 connect to the School's STUDENT WIFI Wireless.

Step 1 will need to be completed using your 3/4G connection or at home when connected to your wireless.

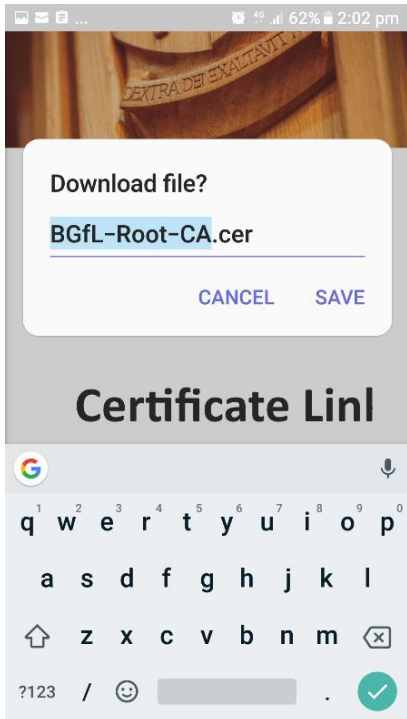
Step 1 How to install the BGFL certificate

In order for BGFL to scan for inappropriate content in SSL encrypted traffic you will need to install certificate issued by BGFL before you can use the BVGS STUDENT WIFI system. The instructions below explain the process of how to install the certificate and connect the STUDENT WIFI network.

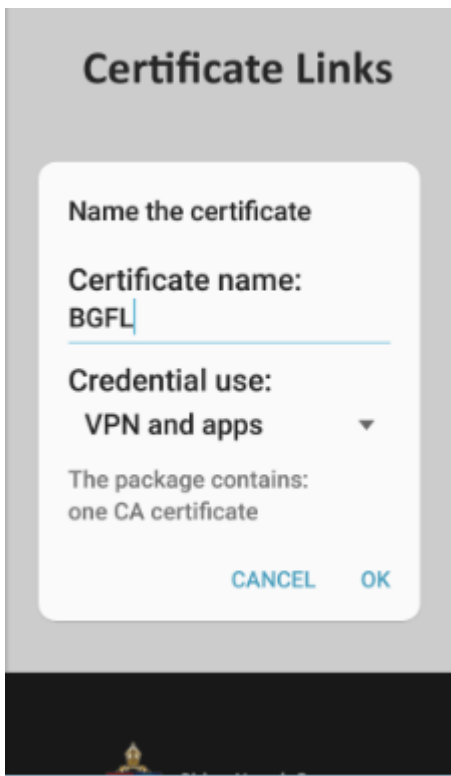
Open up the web browser and go to www.bvgs.co.uk/cert-link which will take you to this page where you need to click Certificate Download.



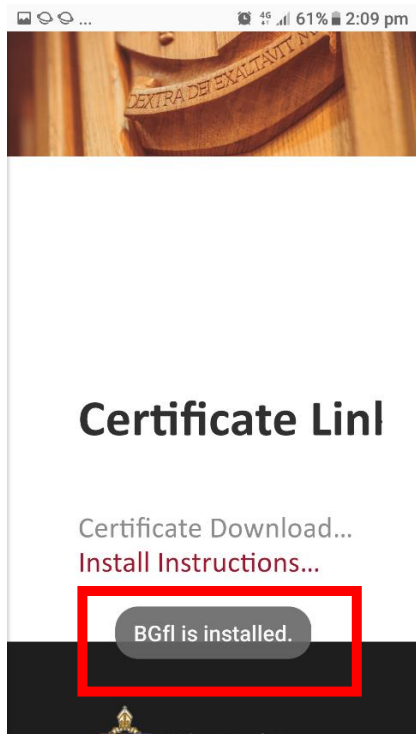
Click save.



Name the certificate BGFL, set the Credential use to “VPN and apps” then click ok.



You should now receive confirmation that the certificate has installed.



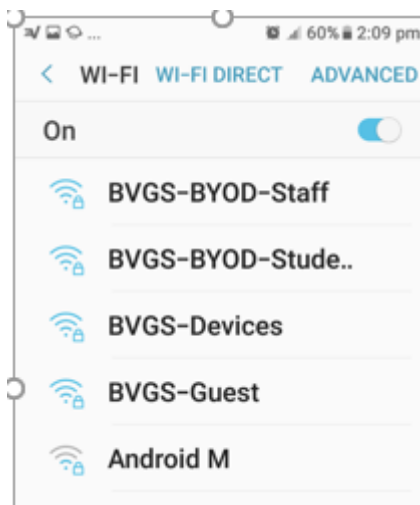
Step 2 Connecting to the the school STUDENT WIFI wireless Network.

Step two will need to be completed whilst in school.

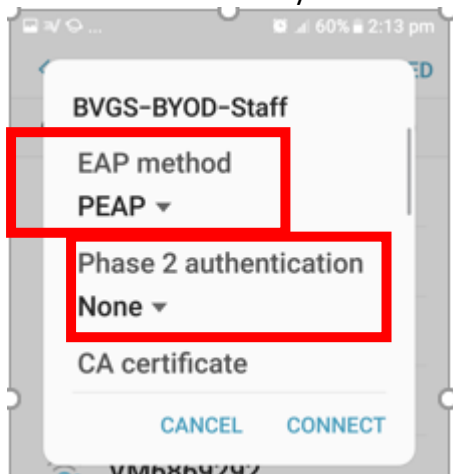
Firstly, turn on your wireless and click the relevant wireless SSID.

Please note

- **Staff** are only permitted to access *BVGS-BYOD-Staff*.
- **Students** are only permitted to access *BVGS-BVGS-Student*.



Which ever WIFI SSID you are connecting to ensure the settings are as follows are set.



BVGS-BYOD-Staff

CA certificate
Don't validate ▼
No certificate specified. Your connection won't be private.

Identity

CANCEL **CONNECT**

Enter your network username and password and click connect.

BVGS-BYOD-Staff

Identity
s.gerrard

Anonymous identity

Password
.....

CANCEL **CONNECT**

You should now be redirected to the AUP page. Ensure you have read the guidelines for acceptable STUDENT WIFI use and click "Continue to the internet".

SIGN IN TO NETWORK

[MORE](#)

report on their person.

By clicking the button below, you agree to adhere to our full Acceptable Use Policy, which can be found on our website.

You will be redirected to the full policy after clicking the button below.

Continue to the Internet

You should now be connected to the STUDENT WIFI system.