

# BVGS VLE Login instructions

## 1 How to login to the VLE using Google Chrome

---

The only supported web browsers are

Internet Explorer 11

Internet Explorer 10

Internet Explorer 9

Google Chrome (latest released version)


For Apple or android tablet users the supported browser is Google Chrome, using any other browser may lead to compatibilities issues.

**Student reports cannot be viewed on iPad or android devices due to software compatibility issues. You can view other student information.**

### Step 1

The website address for the vle is <https://vle.bishopveseys.bham.sch.uk>

You can also launch it from the link on the school's website ( [www.bvgs.co.uk](http://www.bvgs.co.uk) ) from the main menu select Parents then VLE.



**Step 2**

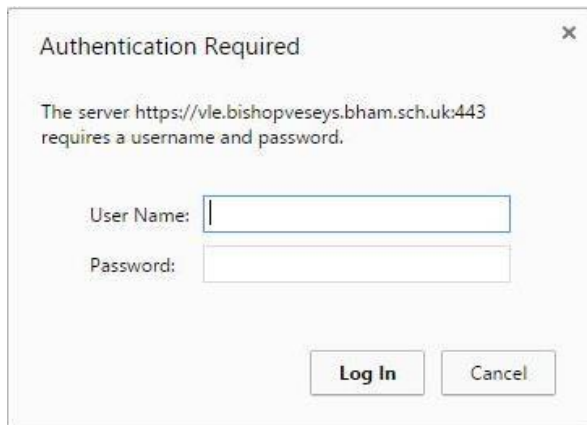
Under **Parent links** click VLE login link

## Parent Links

To access the BVGS VLE click the link here:

**VLE login link**

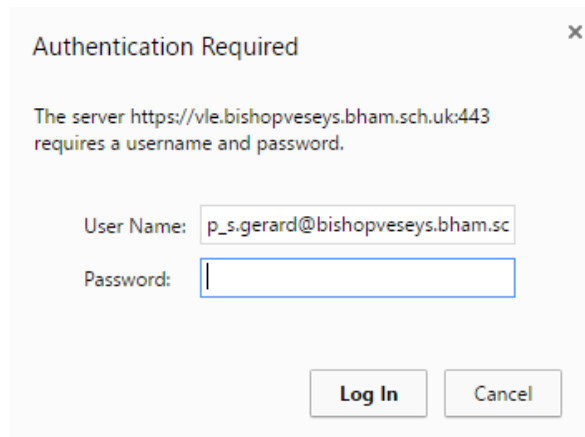
You should now be presented with a screen that looks similar to the image below.



### Step 3

In the “login window” box enter the login name you were provided. **Please make sure you enter the details exactly as stated in the email.** Failure to enter the details correctly will result in you not being able to login.

Example user [p\\_s.gerard@bishopveseys.bham.sch.uk](mailto:p_s.gerard@bishopveseys.bham.sch.uk)

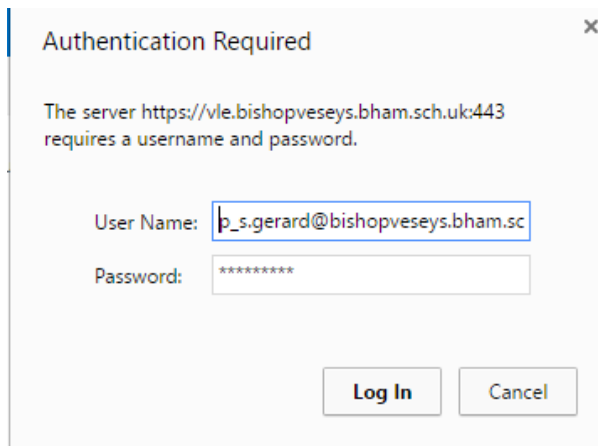


### Step 4

Enter the password you were issued. The password is case sensitive.

**Please note due to the password complexity certain password characters may appear similar to others i.e. capital i “I” and lowercase L “l”.**

If you enter the login details incorrectly three times you will see a blank screen. If this happens refreshing the page will re-prompt the login window.



**Step 5**

Click log in

You should now be logged onto the VLE.

**Step 6**

If prompted **Never** save the password.

**IMPORTANT NOTE:** Ensure that you always log out of the VLE site and close the internet browser used, otherwise the VLE site may be left open to unauthorised persons.

---

If despite carrying out these instructions you are still not able to login you will need to contact the school's IT support team stating at which step you are experiencing the issue. The email to request support is [vlesupport@bishopveseys.bham.sch.uk](mailto:vlesupport@bishopveseys.bham.sch.uk)

**(Please note for VLE related issues/queries we are only able to offer email based support. No telephone calls will be accepted)**